







Foresight Services - Roof Repair Checklist

BUR (Built Up Roof)	Modified
<p>2 Ply 3 Ply 4 Ply Asphalt Flood Coat Emulsion or Aluminum Coat Gravel Surface</p> <div style="display: flex; align-items: center;">  <div style="margin-left: 10px;"> <p>Temporary Repair: Install wet/dry plastic cement, fiberglass rag, plastic cement, fiberglass rag, and plastic cement.</p> </div> </div>	<p>SBS (Granular or Smooth Surfaced) Hot Mopped Cold Applied APP (Granular or Smooth Surfaced) Torched Down</p> <div style="display: flex; align-items: center;">  <div style="margin-left: 10px;"> <p>Temporary Repair: Install wet/dry plastic cement, fiberglass rag, plastic cement, fiberglass rag, and plastic cement.</p> </div> </div>

Thermal Plastics	EPDM (Ethylene, Propylene, Diene Terpolymer Membrane)
<p>TPO (Mechanically Fastened) Heat Welded PVC (Mechanically Fastened) Chemically Welded</p> <div style="display: flex; align-items: center;">  <div style="margin-left: 10px;"> <p>Temporary Repair: Clean with water, dry, spray acetone (while rubbing with cloth), dry, install Eternabond patch and roll patch.</p> </div> </div>	<p>Non-Reinforced Reinforced Mechanically Fastened Ballast Fully Adhered</p> <div style="display: flex; align-items: center;">  <div style="margin-left: 10px;"> <p>Temporary Repair: Clean with water, dry, brush Carlisle primer, dry, install Carlisle Peel & Stick, roll patch and install lap sealant around patch or clean with water, dry, spray acetone (while rubbing with cloth), dry, install Eternabond patch, and roll.</p> </div> </div>

Shingles	Metal
<p>Fiberglass Slate Tile Metal Mechanically Fastened</p> <div style="display: flex; align-items: center;">  <div style="margin-left: 10px;"> <p>Temporary Repair: Install wet/dry plastic cement or polyurethane caulk.</p> </div> </div>	<p>Standing Seam Screwed Down Metal Panels Butler Type Metal Roofs</p> <div style="display: flex; align-items: center;">  <div style="margin-left: 10px;"> <p>Temporary Repair: Install polyurethane caulk or clean with water, dry, spray acetone (while rubbing with cloth), dry, install Eternabond patch and roll patch.</p> </div> </div>

The repair methods identified are temporary fixes only, a qualified roofing contractor or manufacturer should make permanent repairs.

Preferred Products	Repair Kit Accessories	Seasonal Inspections
<p>Brake Cleaning Fluid (Acetone) Eternabond Fiberglass Rag Lap Sealant, Primer and Peel & Stick Plastic Cement (Wet, Dry) Polyurethane Caulk (Vulkem 116)</p>	<p>Cotton Cloth Paint Brush Roller Rubber Gloves Scissors</p>	<p>Check all perimeter metal for securement. Check for missing or loose shingles / fasteners. Check all laps in membrane. Check ridge cap / vented ridge. Check flashings on penetrations. Clean gutters of debris. Check drains and scuppers for proper drainage.</p>